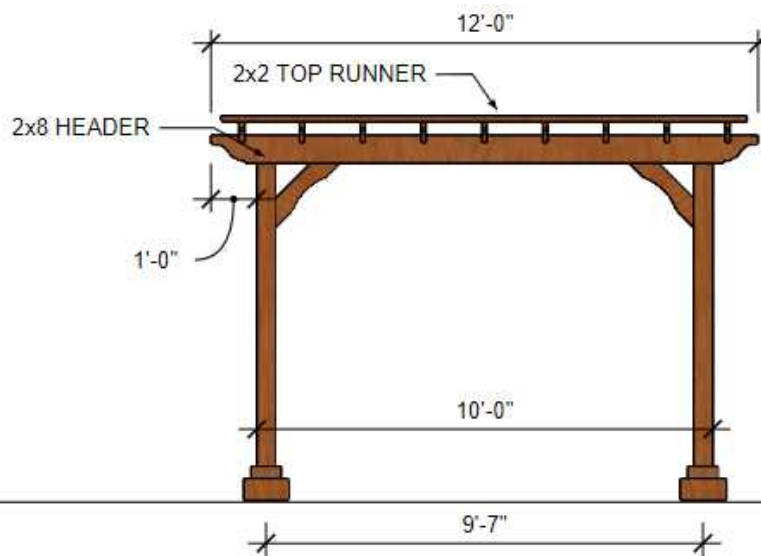


SIDE ELEVATION

SCALE: 1/4" = 1'-0"



FRONT ELEVATION

SCALE: 1/4" = 1'-0"




CONSTRUCTION NOTES:


- ALL LUMBER TO BE PRESSURE TREATED SOUTHERN PINE #1 GRADE, OR AS NOTED
- ATTACH EACH ROOF BOARD TO EACH FRAMING MEMBER w/ (3) 8d NAILS
- ALL HARDWARE TO BE GALVANIZED, POWDER-COATED OR STAINLESS STEEL, OR AS NOTED
- ALL SCREWS #10, LENGTH PER DRAWING, OR AS NOTED

NOTES:

THERE HAS NOT BEEN ANY MECHANICAL, ELECTRICAL OR SITE ENGINEERING PERFORMED FOR THIS PROJECT. IT SHALL BE THE RESPONSIBILITY OF OTHERS TO OBTAIN DESIGN DATA FROM A LICENSED ENGINEER FOR THESE SYSTEMS. ENGINEERING SHALL CONFORM WITH ALL APPLICABLE LOCAL AND/OR STATE BUILDING CODES AND REGULATIONS.



Building Size	PO. Number	Site Address	 BACKYARD SHOWCASE <small>Exclusive Backyard Patio Buildings</small>	The Backyard Showcase 2604 Lincoln Highway E. Ronks, PA 17572
10x10 Wood Cozy Retreat Pergola				February 2, 2023



2x8 HEADER

2x6 RUNNER

TOP VIEW
SCALE: 1/4" = 1'-0"

(2) 2"x8" HEADER
ATTACHED TO POST w/
(2) 4" SCREWS EACH SIDE

5"X5" (ACTUAL) POST
NOTCHED AT TOP
1 1/8" EACH SIDE TO
RECEIVE HEADERS (TYP.)

STEEL L-BRACKET TO
ATTACH POST TO CONCRETE
FOOTING: USE (2) PER POST
(SEE L-BRACKET DETAIL)

1/8" THICK STAINLESS STEEL
PLATE BETWEEN BOTTOM
OF POST AND CONCRETE

2"x2" TOP RUNNERS @ 16" O.C.
ATTACHED TO EACH RAFTER
w/ 2 1/2" SCREWS

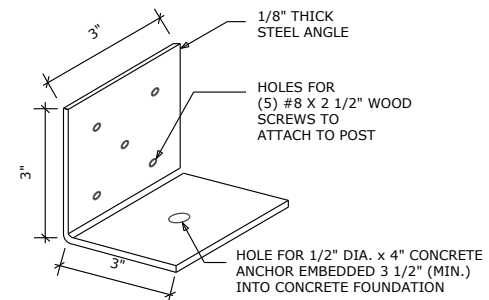
(2) 2X8 HEADER
ATTACHED TO POST w/
(2) 4" SCREWS EACH SIDE

POST BASE TRIM (TYP.)

TOP OF CONCRETE LINE
CONCRETE FOOTING AT ALL
POST LOCATIONS

7'-4" CLEARANCE

8'-0" POST



STEEL L-BRACKET DETAIL
NO SCALE

Building Size

PO. Number

Site Address

10x10 Wood Cozy
Retreat Pergola



The Backyard Showcase
2604 Lincoln Highway E.
Ronks, PA 17572

February 2, 2023