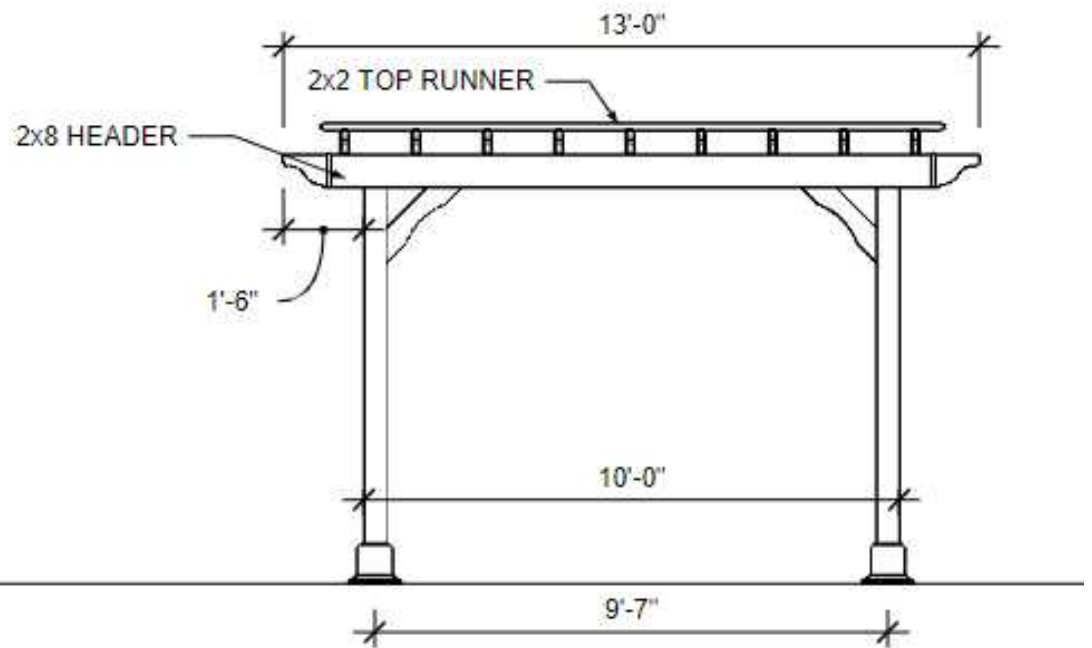


## **SIDE ELEVATION**

SCALE: 1/4" = 1'-0"



## **FRONT ELEVATION**

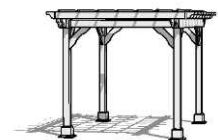
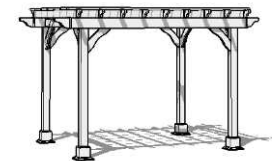
SCALE: 1/4" = 1'-0"

### **CONSTRUCTION NOTES:**

- ALL LUMBER TO BE PRESSURE TREATED SOUTHERN PINE #1 GRADE, OR AS NOTED
- ATTACH EACH ROOF BOARD TO EACH FRAMING MEMBER w/ (3) 8d NAILS
- ALL HARDWARE TO BE GALVANIZED, POWDER-COATED OR STAINLESS STEEL, OR AS NOTED
- ALL SCREWS #10, LENGTH PER DRAWING, OR AS NOTED

### **NOTES:**

THERE HAS NOT BEEN ANY MECHANICAL, ELECTRICAL OR SITE ENGINEERING PERFORMED FOR THIS PROJECT. IT SHALL BE THE RESPONSIBILITY OF OTHERS TO OBTAIN DESIGN DATA FROM A LICENSED ENGINEER FOR THESE SYSTEMS. ENGINEERING SHALL CONFORM WITH ALL APPLICABLE LOCAL AND/OR STATE BUILDING CODES AND REGULATIONS.



Stamped

PO. Number

Site Address

8x10 Vinyl Cozy  
Retreat Pergola



The Backyard Showcase  
2604 Lincoln Highway E.  
Ronks, PA 17572

February 1, 2023

2"x2" TOP RUNNERS @ 16" O.C.  
ATTACHED TP EACH RAFTER  
w/ 2 1/2" SCREWS

(2) 2"x8" HEADER  
ATTACHED TO POST w/  
(2) 4" SCREWS EACH SIDE

(2) 2"x6" RETURN BEAM ATTACHED  
TO HEADER w/ (4) 4" SCREWS

6"X6" (ACTUAL) POST  
NOTCHED AT TOP  
1 1/8" EACH SIDE TO  
RECIEVE HEADERS (TYP.)

STEEL L-BRACKET TO  
ATTACH POST TO CONCRETE  
FOOTING: USE (2) PER POST  
(SEE L-BRACKET DETAIL

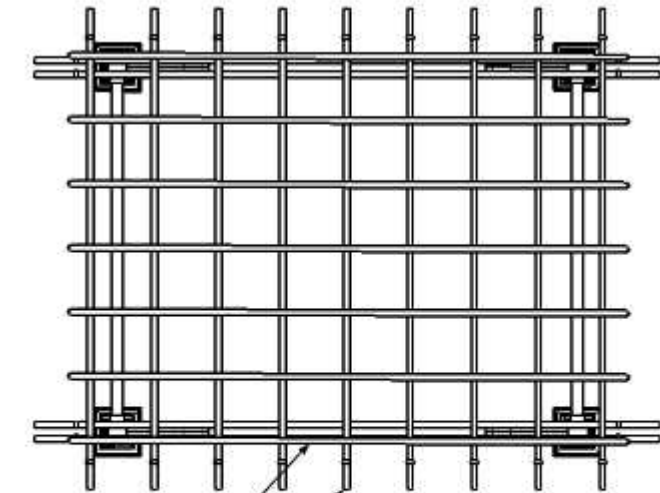
(2) 2"x8" "HALF MOON" BRACE AT  
RETURN BEAMS. ATTACHED AT EACH  
END w/ (4) 4" SCREWS

POST BASE TRIM (TYP.)

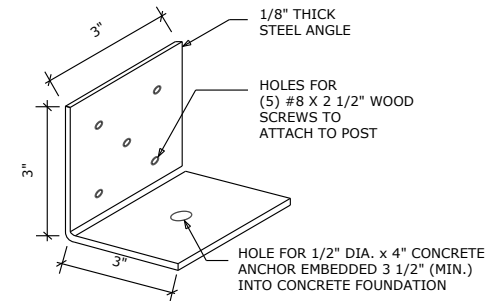
TOP OF CONCRETE LINE

CONCRETE FOOTING AT ALL  
POST LOCATIONS

7' 4" CLEARANCE  
8'-0" POST



**TOP VIEW**  
SCALE: 1/4" = 1'-0"



**STEEL L-BRACKET DETAIL**  
NO SCALE

Stamped

PO. Number

Site Address

8x10 Vinyl Cozy  
Retreat Pergola



The Backyard Showcase  
2604 Lincoln Highway E.  
Ronks, PA 17572

February 1, 2023