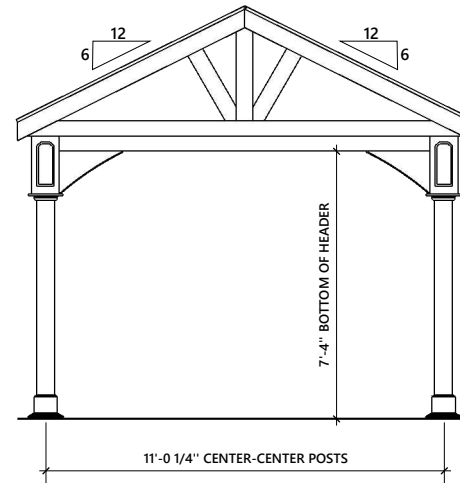
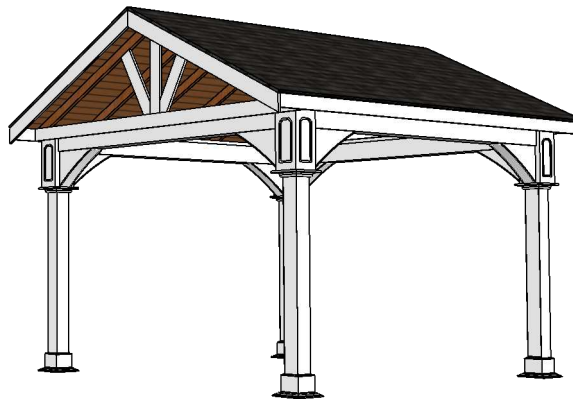


FRONT AND REAR ELEVATION



LEFT AND RIGHT ELEVATION

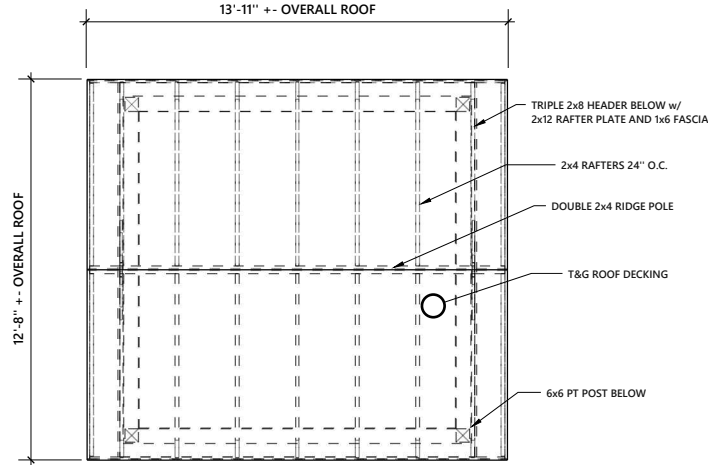


GENERAL CONSTRUCTION NOTES:

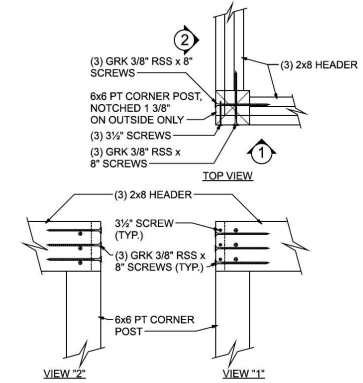
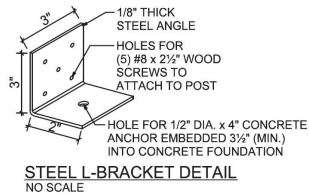
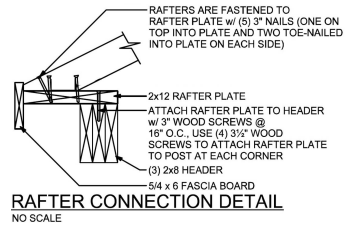
- ALL STRUCTURAL LUMBER SHALL BE PRESSURE TREATED SOUTHERN PINE #2 OR BETTER, UNLESS OTHERWISE NOTED.
- ANY WOOD IN CONTACT WITH MASONRY OR GROUND CONTACT TO BE PRESSURE-TREATED WOOD.
- ATTACH EACH ROOF BOARD TO EACH FRAMING MEMBER w/ (2) 1/2" CROWN x 2" LEG x 16 GAUGE STAPLES OR (2) 2 1/2" WOOD SCREWS.
- ATTACH WALL SHEATHING TO EACH FRAMING MEMBER w/ 8d NAILS 12" O.C. INTERMEDIATE AND 6" O.C. ALONG EDGES
- ALL HARDWARE TO BE GALVANIZED, POWDER COATED, STAINLESS STEEL, OR AS NOTED
- ALL SCREWS #10, LENGTH PER DRAWING OR AS NOTED
- ALL CONCRETE TO BE 3500 PSI (MIN.)

Building Size	Site Address		The Backyard Showcase 2604 Lincoln Highway E. Ronks, PA 17572	
12x12 Vinyl Pavilion Open Gable A-Frame BYS P.O. #####	Customer Name 0011 Stuart Tarce City, State Zip-Code 111-222-3333		December 5, 2023	SHEET NO. A-1

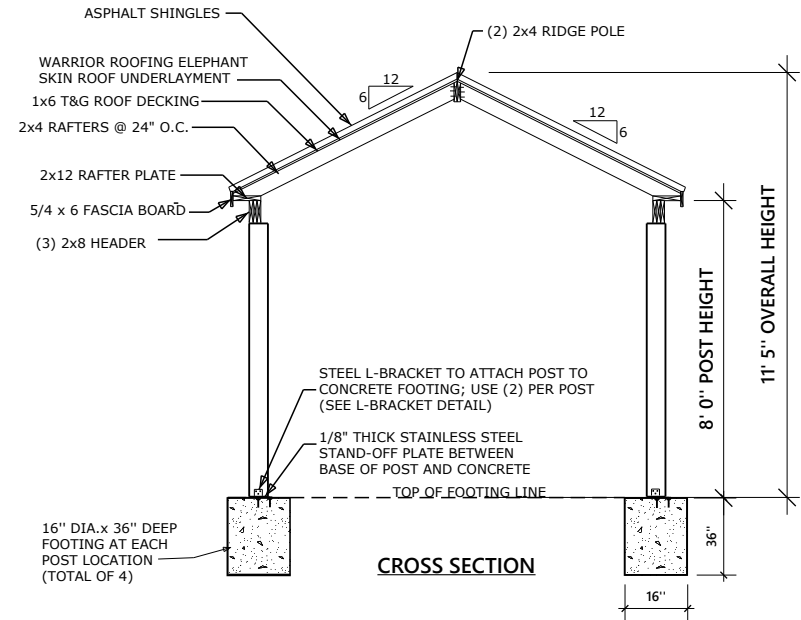
m.j.p.



ROOF FRAMING PLAN



HEADER TO POST CONNECTION DETAIL
NO SCALE



CROSS SECTION

Special Notes/Comments

Building Size
12x12 Vinyl Pavilion
Open Gable A-Frame
BYS P.O. #####

Site Address
Customer Name
0011 Stuart Tarce
City, State Zip-Code
111-222-3333



The Backyard Showcase
2604 Lincoln Highway E.
Ronks, PA 17572

December 5, 2023

m.j.p.

SHEET NO.
A-2